



## Acoustic & Textural Creativity

# Business Overview

## ***Manufacturers and Suppliers of Decorative and Acoustic Products for Building Interiors; Design Advice for Noise and Reverberation Control.***

### **Company History**

Sontext Pty Ltd is a privately owned and operated Australian company specialising in Architectural Acoustic Interiors. Sontext was established in 1999 and has been supplying and installing its own range of sound absorbing panels, lining materials and acoustic treatments. We also distribute our range of world-class decorative and acoustic interior products through our experienced distribution network across the USA, The Middle East, Europe and Great Britain.

Sontext's dedicated employees offer decades of experience in building products—both decorative and acoustic—including technical and hands-on roles. We also have access to qualified and skillful installers who operate throughout Australia and the Middle East on both new projects or interior refits.

### **Business Focus**

Sontext's mission is to provide the best and most effective combination of products to achieve optimum sound quality in any interior space, and at the same time to comply with the requirements of the Acoustic Engineer, the Interior Designer, and the occupants on any given building project. Since the outset we have been supplying products an assortment of projects which include: *large public spaces like Performing Arts Centres, Sports Complexes and Shopping Malls, and to small but critical projects such as Recording Studios, Interview Rooms and Boardrooms.*

Sontext's close partnerships with leading interior fit-out suppliers, various fabric companies, and other raw material suppliers around the world ensures a high level of support and service is available for any project.

### **Projects**



#### ***Australian Film Television and Radio School (AFTRS), Sydney***

Acoustic performance of the interior lining products was critical, and specified tightly by Acoustic engineers NDY. Before supply commenced, Sontext tested all products in a certified Acoustic Laboratory. Sontext then undertook the complete fit out of performance spaces, recording studios and other facilities. Using its trained installers, Sontext also installed decorative timber panels to the foyer, atrium, eaves and soffits on this project (pictured).



#### ***High Court Australia, Sydney***

Sontext 'Serenity' sound absorbing wall panels were supplied to this project to minimize reverberation and optimise speech intelligibility in the courts. Serenity panels were manufactured in several complimentary sizes, and faced with an acoustically transparent, decorative fabric chosen by the Interior Designer.



#### ***International Terminal, Melbourne Airport***

Sontext has to date supplied and installed three separate refurbishment projects at Melbourne Airport, including the Baggage Carousel No.5 area pictured here, with 'Sontrend' ceiling panels. Sontrend is a mineral based, non-combustible acoustic panel developed by Sontext for such specialized projects. For this application the product was finished in two-pack polyurethane metallic enamel to match adjacent areas of metal pan ceiling. The same product was installed in the shopping area with a cream finish. Sontext manufactured 'Sontrend' panels with a tegular edge so that it could be used with conventional T-bar ceiling grid.

## Product Range

Sontext manufactures and installs a range of decorative, sound absorbing, wall & ceiling products to control reverberation and improve interior sound quality. Our product range includes brands that have a strong presence within Australian and international markets.



### **Serenity™ and SerenityLite** **Wall and Ceiling Panels**

A range of custom made, sound absorbing panels for interior wall and ceiling applications.



### **Murano Acoustics®** **Perforated or Grooved Timber Panels**

Fashionable, functional MDF panels, available in a large range of veneer or laminate finishes



### **Sonofonic™** **Painted Wall & Ceiling Tiles**

Designed to provide a quiet, visually pleasing working environment for commercial interior spaces. Suitable for suspended ceiling grid systems.



### **Decrasound™** **Polyester acoustic and wall linings**

A range of decorative acoustic panel made from at least 60% recycled PET, for walls, ceilings and partition. Desk Dividers, office pods and privacy screens.

**MURANO**  
ACOUSTICS™

  
**SERENITY**  
LOOKS GOOD, SOUNDS GREAT





Serenity Fabric Decorative Panels are designed to absorb reflected sound (reverberation) that could otherwise cause sound problems in interior spaces. The fabric covered wall and ceiling panels provide excellent sound absorption while enhancing the décor of any room. Designers have the freedom to choose any stylish screen fabric wrapping from a huge variety available on the market.


Serenity Fabric Decorative Panels have been designed and tested in certified acoustic laboratories to ensure the sound absorption profiles for each panel thickness are quite predictable. Our a range of products will reduce reverberation, reflected sound and unwanted noise across all hearing frequencies of any public space including gymnasiums, call centres, restaurants, auditoriums and many more applications.

### Features & Benefits

- These premium panels are fitted with L32 impact resistant membrane and MDF backing making them highly durable and suitable for high traffic areas.
- Simple installation to any internal wall or ceiling surface.
- Highly durable and robust panels making them ideal for high traffic thoroughfares.
- Manufactured in a range of sizes thicknesses to suit all interior applications or can be custom-made to size.
- Serenity Panels have been developed and fully tested in registered Acoustic Laboratories.
- Designers have the flexibility to remove panels as they don't have to be permanently fixed to the application.
- Available in a wide range of fashionable screen fabrics that enhance any interior décor.
- Fabric wraps around all edges and can be digitally printed if required.
- All Serenity components have low VOC content. Most have a substantial recycled raw material content.
- Serenity Panels are Ecospecifier listed.
- Fire Hazard Properties: Complies as a Group 2 Material. Ref: Specification C1.10a of the Building Code of Australia (BCA).
- Suitable for "Greenstar" and LEED" and similar environmental rating programs for commercial interiors.



By using Serenity Fabric Wall Panels you can create comfortable and modern interior space. Serenity panels have been installed in studios, auditoriums and boardrooms through out the world with strong results in reducing sound reverberation.



## Acoustic Performance

Sound Absorption Coefficients Reverberation room method (Hz)							
Thickness	125	250	500	1000	2000	4000	N.R.C.
25mm	0.15	0.55	1.00	0.95	0.95	0.95	0.85
50mm	0.26	0.71	1.03	1.11	1.09	1.03	1.00
75mm	0.50	1.05	1.05	1.00	1.05	1.00	1.05

Serenity Acoustic Ceiling Panels have been tested in N.A.T.A. registered laboratories at RMIT University using a full reverberation chamber test and have achieved Noise Reduction Coefficients (N.R.C.) as shown in the above table. The panels are tested with no air gap between the panel and substrate.

A NRC of 0.85 means that up to 85% of the sound that reaches the panel is absorbed. Increases in low frequency absorption can be achieved by adding an air gap behind the panel or by increasing the panel thickness.

Panel area and thickness will affect acoustic performance. It is strongly recommended that an Acoustic Engineer is consulted before specifying the requirements for a project.

## Standard Panel Dimensions

Thickness (mm)	25,50,75,100mm
Panel sizes (mm)	1200 H x 600 W, 1200 H X 1200 W , 2400 H X 1200W Other sizes available on a request basis Made to order shapes and sizes available

## Typical Applications

- Schools, cafes & universities
- Restaurants & cafes
- Convention centres
- Multi-purpose facilities
- Commercial spaces

# Serenity Fabric Decorative Wall Panels

## Data sheet

**Serenity Fabric Decorative Wall Panels** are designed to significantly improve sound quality of internal spaces by controlling reverberation, while allowing interior designers to source the fabric colours and patterns of their choice. **Serenity Acoustic Ceiling Panels** can be easily direct fixed to most wall surfaces using Sontext's Audimount split batten system.

### Fabric options

Serenity Acoustic Wall Panels can be supplied in a wide range of woven or non woven fabric finishes. Sontext sources their fabrics from Australia's leading textile manufacturers and suppliers. We recommend the use of low VOC fabrics.

PANEL CHARACTERISTICS	
<b>Nominal Thicknesses:</b> 25mm, 50mm, 75mm, 100mm, 125mm (Refers to thickness of the acoustic absorber infill) Thickness selection will depend on the acoustic performance required.	<b>Standard Sizes:</b> 1200 x 600mm, 1200 x 1200mm, 2400 x 1200mm. Contact Sontext to discuss other size options. (Tolerance approx +5/-2mm., depending on the fabric chosen).
<b>Panel Construction:</b> The panels consist of an acoustic insulation infill, impact resistant acoustic membrane which is contained within an MDF frame. Finish is decorative fabric to face and wrapped around all four edges of the panel	<b>Nominal Weight (Mass) based on 2400 x 1200mm panel:</b> 25mm insulation thickness: 7 kg/m <sup>2</sup> 50mm insulation thickness: 10 kg/m <sup>2</sup> 75mm insulation thickness: 13 kg/m <sup>2</sup>
<b>Fire Properties:</b> Serenity Acoustic Panels are a composite fabricated from materials supplied by others. Low Volatile Organic Compound (VOC) and low formaldehyde insulation and MDF components are used in all in <i>Serenity</i> Panels. Aust. Building Code compliance (Specification 2.4 of BCA). Tested to A.S. 3837. Complies as a Group 3 material	The Acoustic Absorber infill used in Serenity Panels has the following Fire Indices when tested to A.S.1530 PART 3 (Early Fire Hazard Properties): Spread of Flame Index 0 Smoke Evolved Index 0-1

### Specifying Serenity Panels

To specify Serenity Acoustic Ceiling Panels include the following in your specification:

- Fabric Faced Acoustic Ceiling Panels shall be Serenity Acoustic Ceiling Panels - ..mm thick x ..mm high x ..mm wide
- Fabric Facing, ..(name), (code), .. From (Manufacturer)
- Number and Sizes of Panels required

**Serenity Fabric Ceiling Panels** are engineered and designed to reduce reverberation and create quieter & comfortable interior spaces. With a large assortment of sizes and finishes to choose from Serenity fabric ceiling panels are the perfect noise reduction solution.



## Acoustic Performance

Thickness	Sound Absorption Coefficients Reverberation room method (Hz)						
	125	250	500	1000	2000	4000	N.R.C.
25mm	0.15	0.55	1.00	0.95	0.95	0.95	0.85
50mm	0.26	0.71	1.03	1.11	1.09	1.03	1.00
75mm	0.50	1.05	1.05	1.00	1.05	1.00	1.05

Serenity Acoustic Ceiling Panels have been tested in N.A.T.A. registered laboratories at RMIT University using a full reverberation chamber test and have achieved Noise Reduction Coefficients (N.R.C.) as shown in the above table. The panels are tested with no air gap between the panel and substrate.

A NRC of 0.85 means that up to 85% of the sound that reaches the panel is absorbed. Increases in low frequency absorption can be achieved by adding an air gap behind the panel or by increasing the panel thickness.

Panel area and thickness will affect acoustic performance. It is strongly recommended that an Acoustic Engineer is consulted before specifying the requirements for a project.

## Standard Panel Dimensions

Thickness (mm)	25,50,75,100mm
Panel sizes (mm)	1200 H x 600 W, 1200 H x 1200 W, 2400 H x 1200W Other sizes available on request Made to order shapes and sizes available

## Typical Applications

- Schools, Taves & Universities
- Restaurants & Cafes
- Convention centres
- Multi-purpose facilities
- Commercial spaces



# Serenity Fabric Decorative Ceiling Panels

## Data sheet

**Serenity Fabric Decorative Ceiling Panels** are an integral part of the Sontext range of internal sound control systems. These systems are designed to significantly improve sound quality of internal spaces by controlling reverberation, while allowing interior designers to source the fabric colours and patterns of their choice.

### Fabric options

Serenity Acoustic Ceiling Panels can be supplied in a wide range of woven or non woven fabric finishes. Sontext sources their fabrics from Australia leading textile manufacturers and suppliers. Sontext recommends the use of low VOC fabrics. Please advise Sontext of your fabric choice before ordering to ascertain suitability for use.

PANEL CHARACTERISTICS	
<b>Nominal Thicknesses:</b> 25mm, 50mm, 75mm, 100mm, 125mm (Refers to thickness of the acoustic absorber infill) Thickness selection will depend on the acoustic performance required.	<b>Standard Sizes:</b> 1200 x 600mm, 1200 x 1200mm, 2400 x 1200mm. Contact Sontext for custom sizes. (Tolerance approx. +5/-2mm., depending on the fabric chosen).
<b>Panel Construction:</b> The panels consist of an acoustic insulation infill, impact resistant acoustic membrane which is all contained within an MDF frame. Finish is decorative fabric to face and wrapped around all four edges of the panel	<b>Nominal Weight (Mass) based on 2400 x 1200mm panel:</b> 25mm insulation thickness: 7 kg/m <sup>2</sup> 50mm insulation thickness: 10 kg/m <sup>2</sup> 75mm insulation thickness: 13 kg/m <sup>2</sup>
<b>Fire Properties:</b> Serenity Acoustic Panels are a composite fabricated from materials supplied by others. Low Volatile Organic Compound (VOC) and low formaldehyde insulation and MDF components are used in all in <i>Serenity</i> Panels. Aust. Building Code compliance (Specification 2.4 of BCA). Tested to A.S. 3837. Complies as a Group 3 material	The Acoustic Absorber infill used in Serenity Panels has the following Fire Indices when tested to A.S.1530 PART 3 (Early Fire Hazard Properties): Spread of Flame Index 0 Smoke Evolved Index 0-1

### Acoustic Performance

Serenity Acoustic Ceiling Panels have been tested in N.A.T.A. approved reverberation chambers to AS 1045 –1988 (based on ISO354) and have achieved a Noise Reduction Coefficient (N.R.C.) of 0.95 for 125mm thick panel as shown below.

Sound Absorption Coefficients Reverberation room method (Hz)									
Thickness	100	125	250	500	1000	2000	4000	5000	NRC
125mm	1.00	0.79	1.00	0.92	0.93	0.84	0.73	0.66	0.95

### Specifying Serenity Panels

To specify Serenity Acoustic Ceiling Panels include the following in your specification:

- Fabric Faced Acoustic Ceiling Panels shall be Serenity Acoustic Ceiling Panels - ..mm thick x ..mm high x ..mm wide
- Fabric Facing, ..(name), (code), .. From (Manufacturer)
- Number and Sizes of Panels required

### Ceiling Panels

Serenity Fabric Ceiling Panels can be easily installed using conventional suspended ceiling systems such as a two way exposed T-grid System.

The panels can also be fixed using clips and track in a similar way to plasterboard, or even hung as described below. Figure 1 shows Serenity Panels fixed directly to the ceiling using 'Rondo' metal furring channel and Direct Fix Clip #237.

When mounted with an airspace behind the panel, Serenity can be manufactured with a perforated backing to further enhance acoustic performance.

Figure 2 shows Serenity Panels suspended from chain to create a design feature. This gives the opportunity to either backlight the panels, or even incorporate lighting into the panels themselves—at the same time providing excellent noise reduction and improved sound quality in the space below.

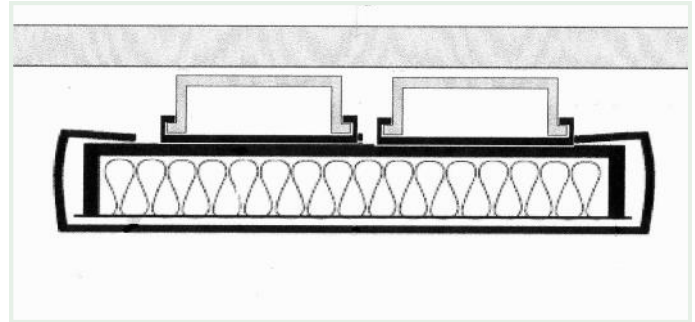


Figure 1

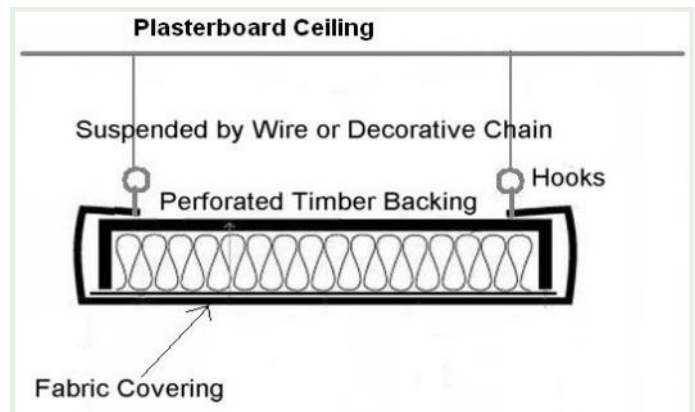
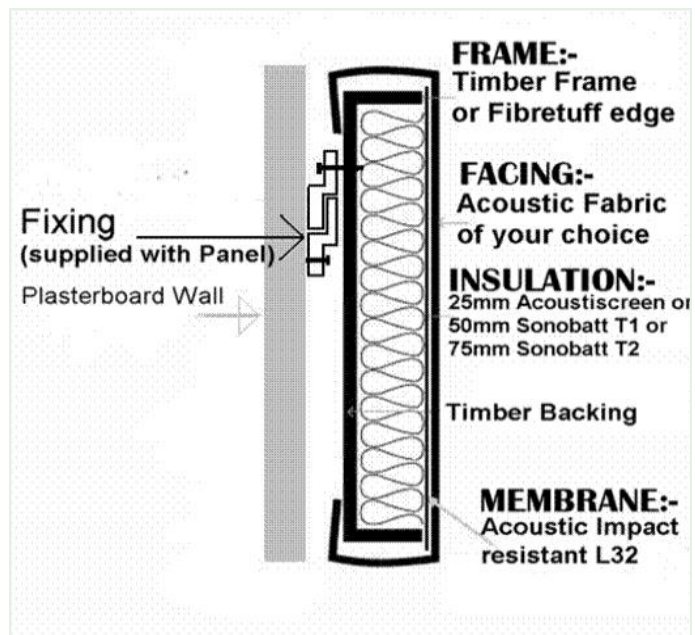


Figure 2

### Wall Panels

Serenity Fabric Wall Panels utilise a metal "split batten" fixing system. One half of the system is factory applied to the back of the panel. The wall bracket section is supplied with the panels, and can be simply fixed to most wall surfaces with either screws or toggle bolts. Using this method installation time and costs can be reduced by 50% when compared to traditional methods. Alternative fixing methods are possible so you'll need to consult with your Sontext representative.

Serenity Panels can be installed by a carpenter or handyman, or by Sontext's own experienced installers if required.



For more information on how to install your Serenity Panels refer to Installation Guide.

# Serenity Fabric Decorative Wall Panels

## Installation

For most applications, Serenity Acoustic Panels utilise a unique Aluminium “split batten” fixing system.

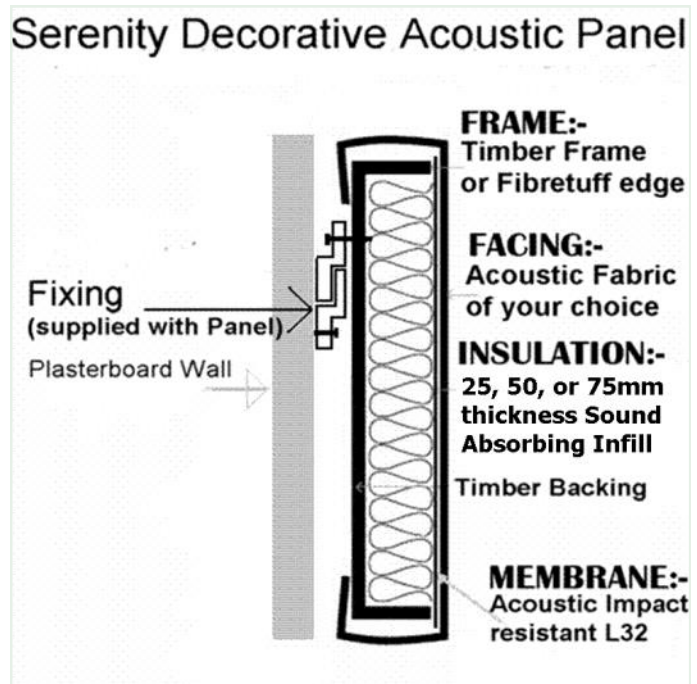
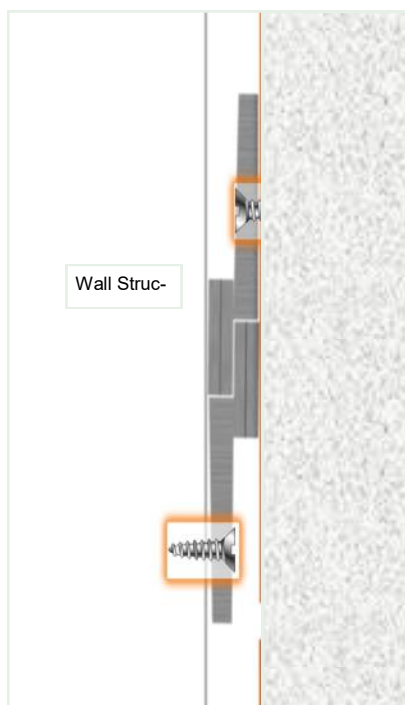
### Benefits of a split batten fixing system

- Installation time and costs can be reduced by 50% when compared to cutting and fixing traditional timber battens.
- The distance between the wall surface and the installed panels is only 5-6mm.

### Split batten fixing instructions

1. Secure one half of the split batten to the wall surface using either screws for timber, wall anchors for masonry or Wallmates™ or toggle bolts for plasterboard.
2. Fix the other half of the split batten to the back of the panel. These should be fastened to the panels with number 6 or number 8 all threaded screws, ensuring that they are not longer than the thickness of the panel. If using an electric driver, set the torque to low to avoid stripping the MDF backing.
3. Make sure you use the right number of split battens. A minimum of three sets of these batten rails are required on larger panels to ensure the panel is fixed securely to the wall surface without potential for impact damage or bowing. Two sets are sufficient on small panels.

*Note: It is recommended that cotton gloves are worn during fixing to ensure the fabric face is not soiled.*



Serenity Panels can be easily installed by a carpenter, maintenance staff or handyperson. However, Sontext's own experienced installers can be engaged if required. Alternative fixing methods are possible so we recommend contacting Sontext to discuss options.

#### Installation and handling tips

- Your Serenity Acoustic Wall Panels are supplied with Aluminium Split Battens for a concealed mounting system. These will need to be predrilled to suit the screws and wall surface on which the panels are to be mounted. Drill hole positions may vary according to the precise requirements of each location.
- The longer length batten pieces supplied are intended for attachment to the wall to support the top and the bottom of the panels. These longer lengths make it easier to maintain a straight, horizontal run of panels. For single mounted panels, the wall batten should be approximately 100mm shorter than the width of the panel. This ensures it won't be seen when the panel is viewed from the side. Where multiple panels are being mounted side by side, the wall batten should be 100mm less than the total width of the panels at each end of the run for the same reason. Adjacent batten pieces can be butted together for multiple panel runs when necessary.
- The 200mm long batten pieces supplied are intended for attachment to the rear of the panels.
- Two batten pieces should be attached to the top of the rear of each panel (three on wide panels) and two at the bottom of each panel (three on wide panels).
- The top battens should be attached to the panel near the corners, towards the top edge of the panel, approximately 75mm in from the side. With wide panels, the centre clip should be central.
- The bottom battens should be attached to the panel near the corners, 75mm in from the sides, but far enough up the panel that they are not visible from the front. A simple way to set these in place accurately is to hold a second batten piece at the bottom edge of the panel as a guide and mark with a pencil. This will then give the correct position to attach the batten piece on the panel.
- With tall panels a 6mm thick packer may be glued or screwed to the wall at about the centre of the panel to improve the rigidity of the panel when it has been installed.
- The wall brackets should be attached to the wall surface as solidly as possible to ensure they are not at risk of falling. On a stud and plaster wall, battens should be screwed to the actual studs if possible. If it is necessary to attach the batten to hollow plaster board only, Wallmates or toggle screws should definitely be used to take the weight of the panel. Ensure also that the plasterboard itself is mounted securely to the wall studs. For a solid brick or concrete wall use wall plugs and number 6 or number 8 screws as a minimum.
- Larger panels, such as 2400 x 1200mm, can be lifted at the ends if they are being held vertically, but if lifted horizontally, they MUST only be picked up towards the centre of the long edges. Failure to do this can result in flexing, which can cause the face fabric to pull away from the sub-surface, leaving a rippled effect.
- Serenity panels are best stored and stacked flat, still wrapped in their bubble wrap protection.



# Serenity Fabric Decorative Panels

## Projects



Sontext has installed Serenity Acoustic Fabric Panels in schools, gymnasiums, boardrooms, hospitals and commercial spaces throughout Australia and the Middle East.







Serenity Lite Fabric Decorative Wall and Ceiling Panels are a cost effective, permanent noise control solution. The systems are designed to provide extensive design flexibility while at the same time significantly improving the sound quality of internal spaces by controlling reverberation.

Interior design trends in modern commercial buildings can often include hard surfaces on ceilings and walls. These hard surfaces can cause problems with reflected sound. These interior spaces may be difficult to utilise fully simply because noise levels may be unacceptably high, or reverberation causes audio to be hard to hear clearly. By incorporating Serenity Lite Acoustic Panels as a new feature or by direct fixing them to existing walls the reduction in unwanted noise can be quite significant. At some frequencies, up to 100% of sound can be absorbed by utilising Serenity Lite Acoustic Panels of appropriate thickness and/or by incorporating an air gap into the installation process.

### Features & Benefits

- These lightweight panels are simple to install.
- Designers can choose from a large assortment of suitable commercial screen fabrics.
- Fabric facing is wrapped around all four sides.
- Panels are humidity and moisture resistant.
- Choose from a range of edge profiles.
- Can be easily installed to any existing interior wall lining using "Wallmounts™".
- Fire Resistant: Australian Standard AS3837 : Group 2 (Refer Specification C1.10a of the Building Code of Australia).
- The Acoustic Absorber infill used in Serenity Panels has the following Fire Indices when tested to A.S.1530 PART 3 (Early Fire Hazard Properties):  
Spread of Flame Index 0  
Smoke Evolved Index 0-1

# Serenity Lite Fabric Decorative Panels

## Overview

Serenity Lite Fabric Ceiling and Wall Panels are engineered and designed to reduce reverberation and create quieter & comfortable interior spaces.



Sound Absorption Coefficients Reverberation room method (Hz)							
Thickness	125	250	500	1000	2000	4000	N.R.C.
25mm	0.15	0.55	1.00	0.95	0.95	0.95	0.85
50mm	0.26	0.71	1.03	1.11	1.09	1.03	1.00

Serenity Acoustic Panels have been tested in N.A.T.A. registered laboratories at RMIT University reverberation chamber, and have achieved Noise Reduction Coefficients (N.R.C.) as shown in the table below.

An NRC of 0.85 means that up to 85% of the sound that hits the panel is absorbed. Increases in low frequency absorption can be achieved by installing the panels with an air gap behind them, or by increasing the thickness of the panels.

## Standard Panel Dimensions

Serenity Lite Acoustic Wall & Ceiling Panels can be manufactured to any size requirement up to 2400 x 1200mm, and covered with good quality screen fabrics from any reputable commercial supplier. We recommend you confirm fabric suitability with Sontext prior to ordering.

Thickness (mm)	25 & 50
Panel sizes (mm)	1200x600, 1200x1200, 1800x600, 2400x600, 2400x1200
Moisture absorption	< 0.7%
Nominal weight (mass)	4 kg/m <sup>2</sup> (25mm) 7 kg/m <sup>2</sup> (50mm)
Typical applications	Commercial premises, convention centres, halls, sporting venues, cinemas, schools & recording studios.



# SERENITY

LOOKS GOOD, SOUNDS GREAT

## Serenity ART Panels



Serenity ART Panels is leading the way in bringing together unique and customised interior designs with internal noise control solutions. These customised fabric ceiling and wall panels are made to order. You can choose from stunning graphic designs or tailor the panels with your branding the sky is the limit. Create a truly exclusive and inviting space with Serenity ART Acoustic Wall and Ceiling Panels.

These sound absorption systems are designed to provide extensive design flexibility while at the same time significantly improving the sound quality of internal spaces by controlling reverberation. The panels are designed with a high impact resistant membrane under the fabric face for use in areas of high traffic where both durability and reverberation control are prime requirements.

### Features & Benefits

- Attractive and unlimited background fabric patterns, colours and textures.
- Simple installation to any internal wall or ceiling surface.
- Available in custom sizes or up to 3m high by 1.2 m wide.
- These premium panels are fitted with L32 impact resistant membrane and MDF backing making them highly durable and suitable for high traffic areas.
- Manufactured in a range of sizes thicknesses to suit all interior applications. Can be custom made to size.
- Serenity Panels have been developed and fully tested in registered Acoustic Laboratories.
- Panels are available with a tackable (pinnable) surface making them ideal noise control solution in conference rooms, meeting rooms and other working areas where both display boards and speech privacy are key requirements.

# Serenity ART Fabric Panels

## Overview

Serenity ART Panels are the ultimate acoustic panel, where exciting interiors and sound quality come together. At the core of Serenity ART Panels is the same sound absorbing structure as conventional fabric- wrapped Serenity Acoustic Panels from Sontext.



## Acoustic Performance

	Sound Absorption Coefficients Reverberation room method (Hz)						
Thickness	125	250	500	1000	2000	4000	N.R.C.
25mm	0.15	0.55	1.00	0.95	0.95	0.95	0.85
50mm	0.26	0.71	1.03	1.11	1.09	1.03	1.00
75mm	0.50	1.05	1.05	1.00	1.05	1.00	1.05

Serenity Acoustic Ceiling and Wall Panels have been tested in N.A.T.A. registered laboratories at RMIT University using a full reverberation chamber test and have achieved Noise Reduction Coefficients (N.R.C.) as shown in the above table. The panels are tested with no air gap between the panel and substrate.

A NRC of 0.85 means that up to 85% of the sound that reaches the panel is absorbed. Increases in low frequency absorption can be achieved by adding an air gap behind the panel or by increasing the panel thickness.

Panel area and thickness will affect acoustic performance. It is strongly recommended that an Acoustic Engineer is consulted before specifying the requirements for a project.

## Standard Panel Dimensions

Thickness (mm)	25, 50, 75 and 100
Panel sizes (mm)	1200Hx 600W, 1200Hx1200X, 2400Hx1200W Other sizes available on request Made to order shapes and sizes available



### Ceiling Panels

Serenity Fabric Ceiling Panels can be easily installed using conventional suspended ceiling systems such as a two way exposed T-grid System.

The panels can also be fixed using clips and track in a similar way to plasterboard, or even hung as described below. Figure 1 shows Serenity Panels fixed directly to the ceiling using 'Rondo' metal furring channel and Direct Fix Clip #237.

When mounted with an airspace behind the panel, Serenity can be manufactured with a perforated backing to further enhance acoustic performance.

Figure 2 shows Serenity Panels suspended from chain to create a design feature. This gives the opportunity to either backlight the panels, or even incorporate lighting into the panels themselves—at the same time providing excellent noise reduction and improved sound quality in the space below.

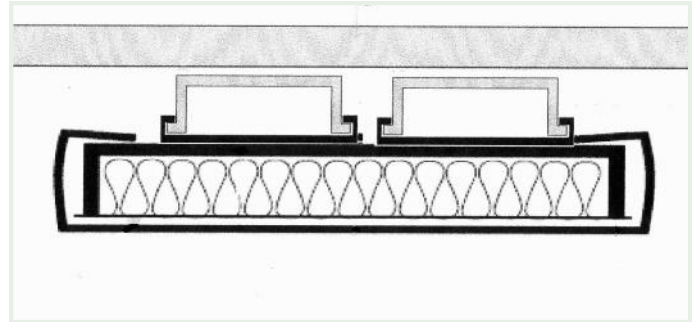


Figure 1

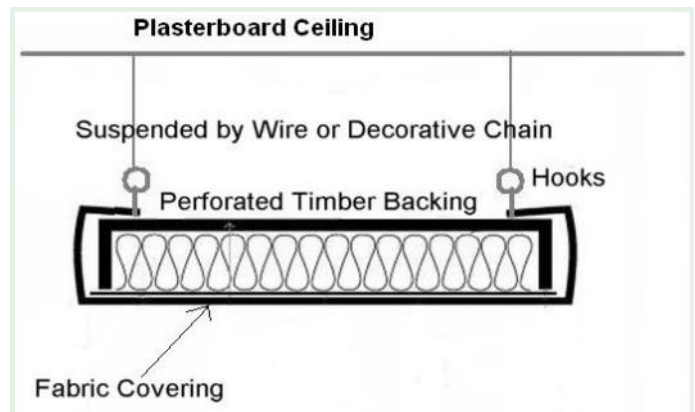
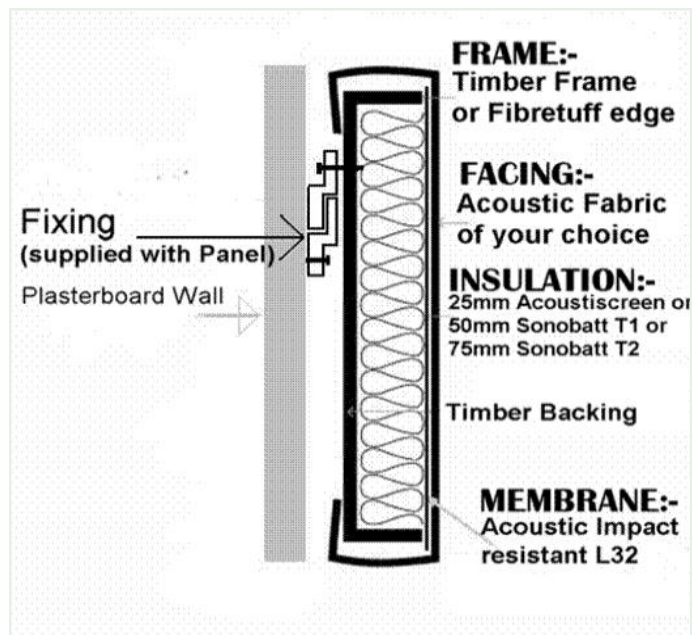


Figure 2

### Wall Panels

Serenity Fabric Wall Panels utilise a metal "split batten" fixing system. One half of the system is factory applied to the back of the panel. The wall bracket section is supplied with the panels, and can be simply fixed to most wall surfaces with either screws or toggle bolts. Using this method installation time and costs can be reduced by 50% when compared to traditional methods. Alternative fixing methods are possible so you'll need to consult with your Sontext representative.

Serenity Panels can be installed by a carpenter or handyman, or by Sontext's own experienced installers if required.



For more information on how to install your Serenity Panels refer to Installation Guide.



# Serenity ART Fabric Panels

## Projects



We've created truly unique spaces in restaurants, recording studios, home theatres and corporate spaces with Serenity Art Panels.



# Sonofonic Acoustic Ceiling Panels





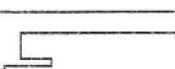



Sonofonic Acoustic Ceiling Panels are part of the Sontext range of interior noise control systems. The systems are designed to allow flexibility in interior design, while at the same time significantly improving the sound quality of internal spaces by controlling reverberation.

Sonofonic Acoustic Ceiling Panels are designed to provide a quiet, visually pleasing environment for interior spaces that may be otherwise difficult to utilise fully, simply because noise levels may be unacceptably high, or reverberation causes speech or audio to be hard to hear clearly. Sonofonic Panels consist of a lightweight fire resistant core with a cleanable, slightly textured paint finish. The panels are available with a variety of edge profiles to fit most available suspended ceiling grid systems. Typical applications include boardrooms, open plan commercial offices, lecture theatres and hospitality function rooms.

## Features & Benefits

- Excellent sound absorption.
- First-rate surface finishes that are textured, cleanable and paint finish. There is a choice of three finishes.
- Light Reflectance: High (standard finish is flat white)
- Humidity, sag and moisture resistant.
- Designers can choose from a range of edge profiles to tailor the panels to the desired look.
- Fire Performance: British Standard BS476 Part 6&7 : Class 1 (Surface Spread of Flame)  
Australian Standard AS3837 : Group 1  
(Refer Specification C1.10a of the Building Code of Australia)
- Lightweight (approx. 2.5 kg/m<sup>2</sup> for 20mm thick panel).

Square Edge		
Tegular Edge		
Concealed Grid		

More information on Edge Profiles is available on Datasheet.

# Sonofonic Acoustic Ceiling Panels

## Overview

### Available Surface Finishes

Sonofonic Ceiling Panels are coated with a durable finish called Tonasorb™. This finish is available in three grades, 700 Microporous, 600 Embossed, and S101 Textile — each of which provides a different combination of subtle textured appearance and sound absorption performance.

Tonasorb gives Sonofonic Ceiling Panels a high impact, cleanable surface but allows sound waves through to be dissipated by the sound absorbing substrate. Tonasorb has a very high light reflectance for both incident daylight and internal lighting systems. Tonasorb finish is factory applied to the face and all exposed edges of the panels. The rear side of all Sonofonic panels is sealed with a non woven glass fibre scrim.

Sonofonic Acoustic Panels are available with either white or black as standard. Other colours are available on request, subject to minimum order quantities.



S101-001 Textile



600-002 Embossed



700-010 Microporous

### Acoustic Performance

Surface Facing Ref. No.	Thickness (mm)	Sound Absorption Coefficient								
		125 Hz	250 Hz	500 Hz	1000 Hz	2000 Hz	3150 Hz	4000 Hz	5000 Hz	NRC
700-010	15	0.88	1.12	1.16	0.88	1.08	1.08	1.00	1.04	1.00
700-010	20	0.45	0.80	1.00	0.90	1.00	1.03	1.02	1.03	1.00
600-002	15	0.64	1.00	0.96	0.80	0.92	1.04	1.00	1.08	0.90
600-002	20	0.72	0.92	0.92	0.80	0.92	1.00	0.92	0.96	0.90
S101-001	15	0.48	0.96	0.92	0.70	0.80	0.96	0.88	1.00	0.90
S101-001	20	0.55	0.80	0.90	0.85	0.95	1.01	1.03	1.01	0.90
S101-001	50	0.23	0.64	1.11	1.28	1.22	1.08	1.05	1.05	1.06

Acoustic tests were performed to ISO354 (Measurement of Sound Absorption in a Reverberation Room). 20mm thick Sonofonic panels with 700 and S101 facing were tested by MULLER-BBM (Germany) mounted with a 180mm air gap. (Test Certificates available). All other panels were tested by Tongji University Institute of Acoustics (China), with a 200mm air gap behind.

### Standard Panel Dimensions

Edge Profile	Panel Thickness			
	15mm	20mm	30mm	50mm
Square	600x600 600x1200	600x600 600x120 1200x1200		1200x 1200 1200x2400
Tegular	600x600 600x1200	600x600 600x1200 1200x1200		
Beveled Edge - For direct fix to ceiling			600x600 600x1200	


Edge Profile	Panel Thickness			
	15mm	20mm	30mm	50mm
Concealed A		600x600 600x1200 1200x 1200		
Concealed B		600x600 600x1200 1200x 1200		
Concealed C		600x600 600x1200 1200x 1200		

# Sonofonic Acoustic Ceiling Panels

## Profiles

### Edge Profiles

Sonofonic Ceiling Tiles and Panels are manufactured from high density compressed glasswool board, faced with a washable, durable, lightly textured painted surface. The panels offer excellent acoustic performance and come in standard white or black (or a range of special colours to order), and edge details to suit most ceiling suspension grid systems. For more detailed information on the characteristics of Sonofonic Panels, including acoustic and fire performance, please request a Sonofonic brochure from Sontext.



# Sonofonic Acoustic Ceiling Panels

## Direct Fix Installation Guide

### Instructions

**Sonofonic Ceiling Panels** are available in a variety of sizes, edge profiles and thicknesses. As an alternative to installation in a suspended grid system, the Sonofonic ceiling panels can be installed using the direct fixing method to ceiling surfaces that are smooth and in good condition.

### Adhesive

When using the direct fix method Sonofonic panels can be fixed with panel or contact adhesive and double sided tape. **It is important when choosing the contact adhesive that attention is paid to the manufacturers instructions.** It is recommended to also use double sided adhesive tape to secure the panels during curing time of contact adhesive. We recommend applying contact adhesive in blobs as shown in Diagram 1.

It is extremely important to ensure that the fixing substrate is clear of dust, smooth, dry and level. Depending on the cure time of the contact adhesive additional T-bracing can be used. For more information contact your local Sontext representative.

Sonofonic ceiling tiles can be cut easily with a knife. It's important to wear gloves to ensure a clean panel surface is maintained.





Diagram 1. Apply adhesive in blobs evenly across the panel.


### Edge Trims

By adding an edge trim around the layout of the Sonofonic Ceiling Panels, it can add a clean finishing touch to the décor. One trim option is a aluminium C channel which is powder coated to match the colour of the panel and mitred on the corners (depending on the layout).

### Tile Layout Options



Ceiling Layout Option 1: Square Pattern\*



Ceiling Layout Option 2: Brick Pattern\*

\*A shadow line between panels is recommended.



# Sonobaffle Acoustic Hanging Baffles



Sonobaffles are free-hanging, decorative, lightweight sound absorbing products which are vertical suspended from ceilings and roof structures. Sonobaffles can be suspended vertically or horizontally which makes them perfect for an acoustic treatment that is going into an existing building. Sonobaffles were introduced by Sontext as a solution to reduce unwanted noise or reverberation (echo) in large existing spaces such as open plan offices, factories.

Sonobaffles are acoustical absorbers that provide a general purpose treatment for noise reduction and reverberation control. By using colour and size variations the aesthetic feel of a building can be enhanced by adding Sonobaffles to the space. Typical applications include open plan office areas, call centres, Convention centres, gymnasiums & swimming pools, schools, television studios, workshops, factories and warehouses.

## Features & Benefits

- Baffles can be Suspended from the ceiling that gives the designer absolute freedom in design while not interfering with other services that are in the ceiling space
- Quick and easy to install using a wire or chain fixed through the eyelets in the top of the panel.
- Available in a wide range of finishes, including fabric, sail cloth or polythene film
- Ideal noise control for existing buildings as the baffles can be easily retrofitted.
- Large range of colours and sizes available.
- Can be flush mounted or installed in clusters.
- Sonobaffles are constructed of a sound absorbing material encapsulated in a decorative membrane.

# Sonobaffle Acoustic Hanging Baffles

## Overview

The free - hanging Sonobaffle Acoustic Ceiling Panels help improve the overall comfort and sound absorption in any large, noisy open spaces.



## Acoustic Performance

Sonobaffles have been tested in N.A.T.A. approved reverberation chamber test to AS 1045 –1988 based on ISO354 and have achieved a Noise Reduction Coefficient (N.R.C.) of 0.80 for 75mm thick. For performance results at other thicknesses contact Sontext.

Sound Absorption Coefficients Reverberation room method (Hz)									
Thickness	100	125	250	500	1000	2000	4000	5000	NRC
50mm	0.10	0.15	0.25	0.70	1.05	0.95	0.80	0.70	0.70
75mm	0.20	0.30	0.60	0.95	0.95	0.80	0.70	0.65	0.80

## Standard Panel Dimensions

Thickness (mm)	50 and 75
Panel sizes (mm)	1200 H x 600 W, 1200 H x 1200 W, 2400 H x 1200W Other sizes available on request Made to order shapes and sizes available

## Specifying Sonobaffles

To specify *Sonobaffles* include the following in your specification:

- Suspended Acoustic Baffles shall be Sonobaffles made by Sontext P/L,
- Dimensions: ....mm thick x ....mm high x ....mm wide
  - Fabric Facing: ....(name), ....(code), .... (manufacturer)
  - Number of Panels required: ....

## Decrasound Acoustiscreen



**Acoustiscreen Polyester Sound Acoustic Wall Panels** are designed to provide maximum decorative design flexibility while at the same time significantly improving the sound quality of internal spaces by minimising reverberation. The Acoustiscreen range provides both colour and acoustic control and offers the advantage of creating additional pinable space. Our polyester wall panels are ideal for absorbing the sound in classrooms, commercial premises and multipurpose rooms.

Acoustiscreen polyester wall panels are Manufactured from 65% recycled polyester fibre which is non-toxic, odourless, and has low volatile content. Acoustiscreen complements the existing Sontext range of fabric-faced and perforated timber acoustic panel products, ensuring our clients have maximum choice of acoustic solutions for interior sound control.

### Features & Benefits

- Outstanding quality and superb acoustic performance.
- Create maximum pinable areas within classrooms and board rooms.
- These versatile panels are easy to cut and modify.
- Modernise the look of a room with our unique colour palette.
- Environmentally friendly noise control solution.
- Humidity and moisture resistant.
- Odourless, low-VOC content and non-toxic.
- Fire resistant.
- Lightweight (approx. 2.4kg/m<sup>2</sup> for 12mm thick panel) and easy to install.

### Colour Range


Acoustiscreen Acoustic Wall Panels are available in a range of 7 colours as shown below. These panels can also be combined with facing fabrics if required.



# Decrasound Acoustiscreen

## Overview

The trend in modern commercial buildings is to include hard surfaces on ceilings and walls. These hard surfaces can cause problems with reflected sound. Acoustiscreen wall panels enable you to simply utilise these interior spaces because they help reduce unacceptably high noise levels may be and reverberation.



## Acoustic Performance

By incorporating Acoustiscreen Wall Panels as either a new wall lining or by direct fixing them to existing walls, the reduction in unwanted noise can be quite significant. At some frequencies, up to 100% of sound can be absorbed by utilising Acoustiscreen Panels of appropriate thickness and/or by installing the panels with an air space behind them. Acoustiscreen Panels have been tested in N.A.T.A. registered laboratories in a reverberation chamber. Low frequency absorption can be increased by installing the panels with an air gap behind them, or by increasing the thickness of the panel.

Thickness (mm)	Sound Absorption Coefficient						
	125	250	500	1000	2000	4000	NRC
12mm	0.05	0.10	0.40	0.70	0.90	0.95	0.50
25mm	0.10	0.45	0.80	0.95	0.95	0.90	0.80
50mm	0.24	0.70	1.08	1.06	0.97	1.00	0.95

Acoustiscreen Panels have been tested in a reverberation chamber test to AS 1045 –1988 “Measurement of Sound Absorption in a Reverberation Chamber” (based on ISO354).

Common panel sizes	1200 x 2400 2400 x 600	1200 x 600 1200 x
Thickness (mm)	Standard is 12 however 25 and 50mm thicknesses can be supplied	
Nominal Weight	2.4kg/m <sup>2</sup> at 12mm thick	
Composition	100% PET, approx.	
Material Type	Non-woven Fibrous Board	
Environmental	Non-toxic, odourless, low VOC	
Typical Applications	Boardrooms and Meeting Rooms, Exhibition centres, Sports Centres and Gyms, Multi purpose venues, Schools and University classrooms and lecture theatres, Churches and Halls and Sound recording studios.	







Murano Acoustic Wood Panels are the ideal noise control solution for interior environments with decorative natural wooden finishes. The Murano range of perforated, grooved and slotted timber ceiling and wall panels incorporate the latest perforation techniques to maximise sound absorption and reduce reverberation. Murano Acoustic Wood Panels are available in a standard range of veneers and laminate surfaces. Sontext can customise panels for large projects which are requiring special decorative patterns, surfaces, lacquers, or paint finishes.

The unique concealed joining system on Murano Acoustic Wood Panels allows a continuous, uninterrupted look to wall and ceiling linings. The MDF substrate on these highly engineered panels may also be perforated independently to allow sound to pass through and be dissipated.

### Features & Benefits

- A wide range of surface finishes, colours and hole patterns available for you to choose the best design for your project.
- Low maintenance and easy to clean wooden panels.
- Combine wooden finishes with decorative fabric acoustic panels to create a truly unique interior space.
- Engineered with high quality materials, making it long lasting acoustic noise control solution.
- Fire Hazard Properties. Complies as a Group 1 material. Ref. Specification C1.10a of the Australian Building Code (BCA).
- The excellent sound absorption and reverberation control makes them ideal for schools, lecture theatres, auditoriums, and most public spaces.
- Murano acoustic panels are highly durable, high performing panels making them ideal for high impact areas and thoroughfares.
- Manufactured with black Soundtex acoustic felt backing which stops dust falling through the panel holes and contributes to the acoustic performance.
- The interlocking “invisible” panel edge treatment enables you to create a continuous line with the linear grooved pattern.
- Concealed fixing system.
- Supply and installation services available by Sontext.
- Panels can be manufactured to custom requirements (subject to order size).



# Murano Acoustic Wood Panels

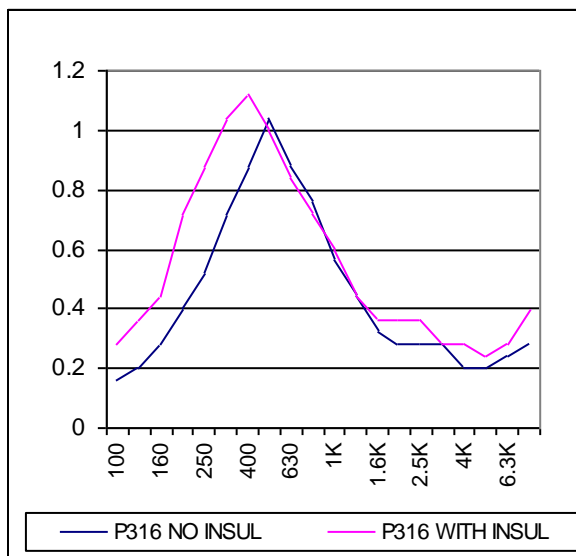
## Overview

**Murano Acoustic Wood Panels** integrates custom design with the latest acoustics technology to create the perfect noise reduction solution. State of the art CNC machinery produces the large variety of grooves, slots, holes and patterns that are distinctively Murano. The core material is composed of MDF—fire retardant, low formaldehyde (E1 grade) and FSC Certified if required to meet industry standards. The Murano acoustic wood panels are manufactured with the distinctive “non see through” black SoundTex acoustic felt attached to the back.

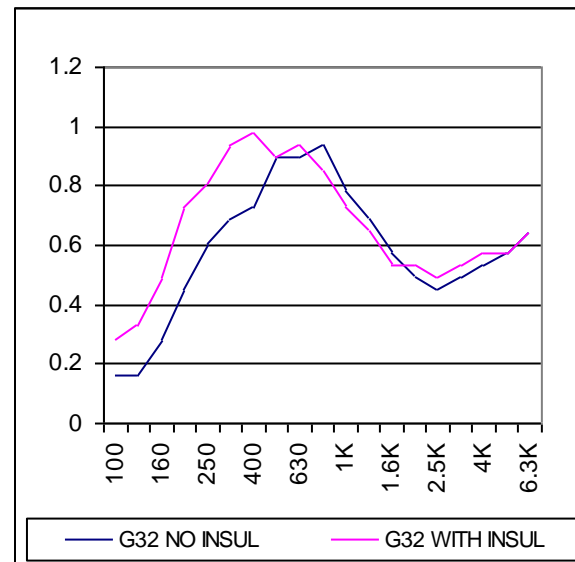


## Acoustic Performance

Perforated Panel: 3mm Holes at 16mm centres.



Grooved Panel: 3mm Grooves at 32mm centres




These graphs compare typical sound absorption profiles for perforated and/or grooved Murano Timber Panels. For maximum sound absorption it is recommended that 50mm thick, 48 kg/m<sup>3</sup> density fibrous insulation be installed behind the panels (see the effect on the graphs). Test Reports from Tongji University are available.

**Information on other perforation patterns is available on request to Sontext.**


## Murano Acoustic Wood Panels

### Pattern Range


Murano Acoustic Wood panels are available in perforated or grooved patterns.




**P316 HOLES**




**P616 HOLES**




**P916 HOLES**



**PL316 HOLES OFFSET**



**PL616 HOLES OFFSET**



**PL916 HOLES OFFSET**



**G8 GROOVES**



**G16 GROOVES**



**G32 GROOVES**



**S56 SLOTS**



**SL56 SLOTS OFFSET**



**SL100 SLOTS OFFSET**

# Murano Acoustic Wood Panels

## Pattern Range

Murano Acoustic Wood panels are available in perforated or grooved patterns.




**G48 GROOVES**




**G64 GROOVES**




**S100 SLOTS**



**Q16 SQUARES**




**Q32 SQUARES**



**Q48 SQUARES**



**Q62 SQUARES**



**D64 DIAMOND**



**D48 DIAMOND**

For further technical information go to the Murano website at [www.muranoacoustics.com.au](http://www.muranoacoustics.com.au) or email [sales@sontext.com.au](mailto:sales@sontext.com.au)



## Murano Acoustic Wood Panels

### Colour Range

#### Murano Natural Wood Veneer Panel Range



**Sapelli 1002**



**Walnut 1012**



**Mahogany 1070**



**Cherry 1023**



**Zebrano 1098**



**Beech 1031**



**Oak 1053**



**Ash 1090**



**Maple 1081**



**Anigre 1099**

#### Murano Decorative Laminate Panel Range



**Dark Oak 2050**



**Dark Cherry 2026**



**Aged Walnut 2013**



**Walnut 2014**



**Cherry 2025**



**Light Oak 2053**



**White Oak 2052**






**Argent 2200**

# Murano Acoustic Wood Panels Projects



Sontext has installed Murano Acoustic Wood Panels in schools, gymnasiums, boardrooms, hospitals and commercial spaces throughout Australia and the Middle East.







Murano Acoustic Grooved Composite Acoustic Panels are pre-insulated, grooved or slotted timber ceiling and wall panels, manufactured with frame and backing in place so they are ready to install. These panels are available in all the same decorative patterns and surfaces (laminates, veneers and paint finish) as the Murano Acoustics range. These pre-finished panels significantly reduces installation time, which in turn will reduce fit-out costs and time on a project.

The Murano range of acoustic panels incorporate the latest perforation techniques from around the world to maximise sound absorption and reduce reverberation. After the panel face is laminated and finished we then precision route them to produce the desired decorative effect. The MDF substrate on these highly engineered panels may also be perforated independently to allow sound to pass through and be dissipated by the acoustic insulation infill.

### Features & Benefits

- A huge range of surface finishes, colours and perforation patterns available including innovative grooved facings.
- Exceptional high impact strength & durability for hard wearing areas.
- Simple to install and easy to maintain the panels.
- Typical applications include Schools, Lecture Theatres, Auditoriums, and most public spaces.
- Manufacture with black Soundtex acoustic felt backing and a concealed fixing system.
- Designers can customise panels according to their project requirements (subject to order size).
- Murano MDF baseboard has low formaldehyde content (E1 Grade). FSC Certified grade baseboard (with zero formaldehyde) can be supplied if required.
- Fire rated, low formaldehyde (E1 Grade), 18mm MDF Baseboard.

Perforation Pattern	Parallel Grooves, 3mm diam, at 8, 16, or 32mm centres over entire panels face.
Dimensions	2400mm x 600, 1200mm x 600mm, 600mm x 600mm or custom size. Additional length can be achieved by adding borders around the panel.
Surface Finish	Decorative Laminate, Painted Finish and Real Wood Veneer.

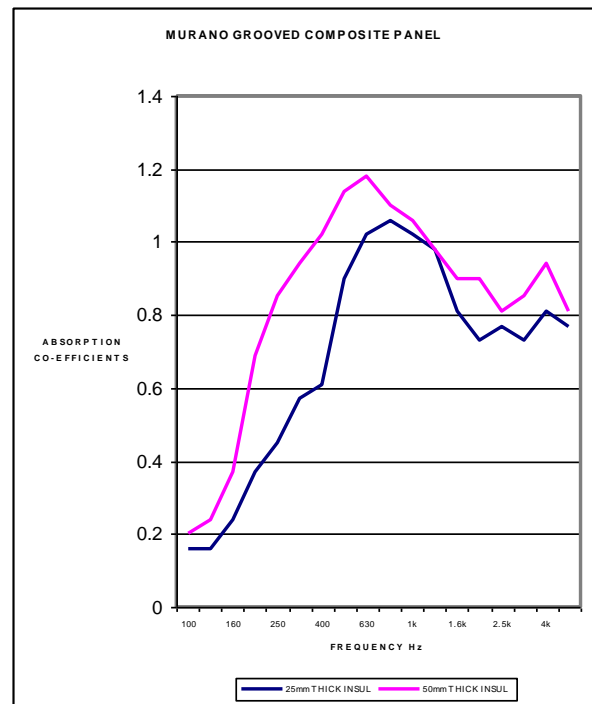
# Murano Grooved Composite Acoustic Panels

## Overview

### Acoustic Performance

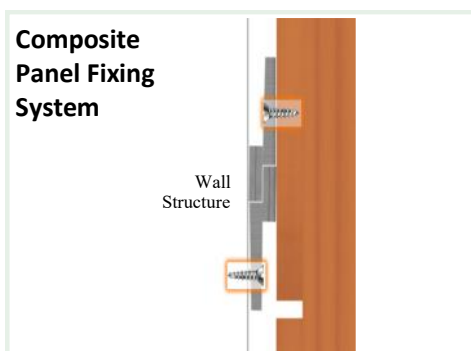
Murano Grooved Composite Acoustic Panels have been tested in accordance with ISO354 (Measurement of Sound Absorption in a Reverberation Room). The graphs below shows typical sound absorption profiles Grooved Murano Composite Timber Panels.

Hz	Absorption Coefficient	
	25mm	50mm
100	0.16	0.20
125	0.16	0.24
160	0.24	0.37
200	0.37	0.69
250	0.45	0.85
315	0.57	0.94
400	0.61	1.02
500	0.90	1.14
630	1.02	1.18
800	1.06	1.10
1,000	1.02	1.06
1,250	0.98	0.98
1,600	0.81	0.90
2,000	0.73	0.81
3,150	0.77	0.85
4,000	0.73	0.94
5,000	0.77	0.81
NRC	0.77	0.96



### Installation

Murano Grooved Composite Acoustic Panels are available in a range of perforated and slotted patterns making them ideal for stylish sound absorbing wall and ceiling linings. The use of Murano aluminium split battens allows for an easily demountable wall cladding system. Install spaced at 600mm centres, over the area to be clad. The split battens are then fixed in place direct to the wall substrate as shown in the diagram below.



### Demountable Fixing System

Murano grooved acoustic panels have an MDF core, laminated, veneered or finished to suit. They are supplied as tongue and grooved “planks” in widths of 197, 293 and 581mm and up to 2400mm in length. The installation system described here allows for a fastener-free, demountable and re-usable wall finish, with virtually undetectable horizontal joints.

#### General Instructions

The fixing rails need to be securely screw fastened to the structure. Insulation may be inserted between the rails to increase the acoustic performance if required. To increase the thickness of the cavity, timber battens of appropriate thickness will need to be installed first. For Murano panels installed horizontally, start from the lowest panel and work upwards.

#### Components

##### Murano Fixing Rails

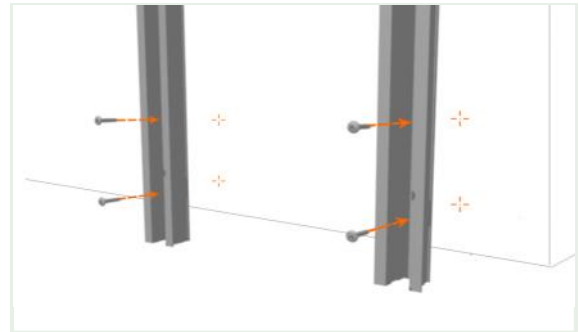
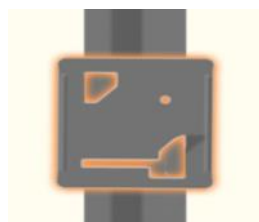
Aluminium Extrusion and self-tapping screws.

##### Murano Fixing Clips


For fixing all subsequent panels  
(see below).

##### Securing Fixing Clips

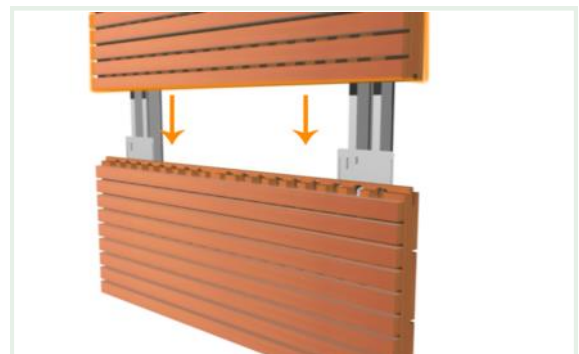
The clip lugs are pushed into the u-shaped fixing rails and rotated as shown below, until they “click” into position. They can then be slid down the rail to retain and hold the panel as shown in diagrams 2 and 3 opposite.



**1. Install Fixing Rail to surface at 600mm centres**



**2. Position and fix the first panel**



**3. Install subsequent tongue & grooved panels and secure with Fixing Clips as shown at left.**




# Murano Panels

## Installation Guide

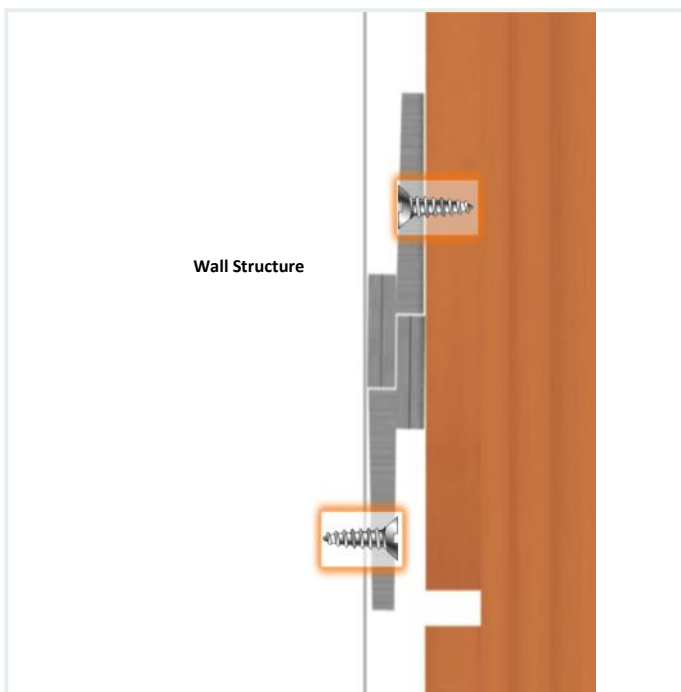
### Split Batten Fixing System

Murano Timber Panels are available in a range of perforated and slotted patterns. These can be utilised as a stylish sound absorbing wall treatment (insulation infill is required refer Figure 2), or simply as a decorative cladding. In both cases, the use of Murano aluminium split battens allows for an easily demountable wall cladding system.

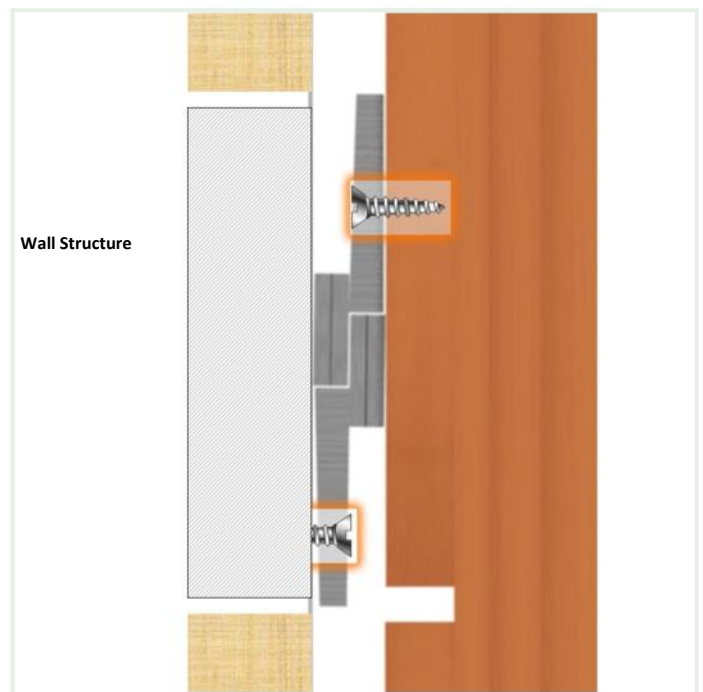
To maximise acoustic performance: Install to existing walls by first fixing timber battens (of the required thickness), spaced at 600mm centres, over the area to be clad. The split battens are then fixed in place to create an air space between the panels and the wall as shown in Fig. 1. Fibrous insulation is then fitted between the battens as an acoustic absorber, prior to installing the panels. Refer to Murano product brochure or website for information on sound absorption with and without insulation.



**Murano Aluminium Split Batten**



**Figure 1. Decorative Wall System**



**Figure 2 Acoustic Wall System (with insulation)**

## Textura Woodwool Acoustic Panels



Textura™ Panels are semi-structural, non-combustible wall and ceiling linings, designed to create a natural fibrous surface appearance to interior spaces. Textura panels consist of natural wood fibres which are coated and bound together with a mineral cement binder. The open structure also allows sound waves to pass through the fibres and be dissipated. Sound absorption can be enhanced by installing fibrous insulation behind the panels. These acoustic panels can be left in their natural state or painted to blend with interior décor.

### Features & Benefits

- Provide excellent sound absorption. An NRC of 0.9 can be achieved with 25mm thick panels installed as a suspended ceiling system, backed with fibrous insulation.
- Textura panels can be supplied in virtually any paint colour. They can be factory finished or field painted without losing their acoustical efficiency.
- Are incredibly durable and are highly impact resistant.
- Panels are easy to install. They can be mounted either flush to masonry surfaces, or onto battens or grid.
- Long life span with regular cleaning and maintenance (vacuum with a brush attachment is recommended).
- Low cost interior wall lining material.
- Easily cut and shaped with standard wood working tools for fittings and penetrations.
- Fire Resistance: Textura Woodwool Panels achieve CLASS A when tested to ASTM E-84 for Surface Burning Characteristics.

### Acoustic Performance

Sound Absorption Coefficients Reverberation room method (Hz)									
Thickness	100	125	250	500	1000	2000	4000	5000	NRC
Mm	0.11	0.37	0.75	0.87	0.61	0.57	0.76	0.76	0.70



# Textura Woodwool Acoustic Panels



## Colour Range

Standard colours (ex-factory) are shown here, however Textura Panels can be painted in virtually any solid colour. It is recommended that water based acrylic paint systems be used to avoid compromising the fire properties of the panels. A spray application is the most effective way to cover the fibrous surface.



## Design Versatility

Textura panels can be installed on walls or ceilings, and can be cut with normal woodworking tools, so virtually any shape or edge profile is possible. Panels can be supplied ex-factory with square or bevelled edge profiles.



## Easy Installation

The natural rigidity of Textura Panels means that they will support penetrations for lighting, air conditioning vents, etc without sagging. Provided they are installed in a controlled environment, and supported at intervals no greater than 600mm (for example, by fixing to hangers, battens or grid systems), the panels will remain dimensionally stable. If appropriate, installation can easily be achieved by fixing right through the panels with nails, staples or screws into preinstalled battens.



## Natural Components

Textura Panels are composed of natural wood fibres, bonded with inert mineral cement binder. These materials ensure minimum impact on the interior environment. VOC and off-gassing is extremely low. The panels can also be demounted and re-used if undamaged, or otherwise safely disposed of in landfill, where decomposition will occur naturally.

## Contact Information

For more information on Sontext Acoustic Panels visit our website **[www.sontext.com.au](http://www.sontext.com.au)** or contact your Sontext representative.

### Australia

#### Head Office Australia / Vic State Office

38C Merri Concourse,  
Campbellfield, VIC Australia 3061

T: +61 (0)3 9432 2733

E: [sales@sontext.com.au](mailto:sales@sontext.com.au)

#### NSW State Office

Suite 1a, Level 2, 802 Pacific Hwy  
Gordon, NSW, Australia 2702

T: +61 (0)2 9844 5414

### Middle East

#### Sontext UAE

18th Floor Burjamine Business Tower  
Sheikh Khalifa Bin Zayed Road, Bur Dubai UAE

T: +97 145096811

# Acoustic & Textural Creativity