



Decorative Wood Acoustic Panels



Murano Acoustic Wood Panels are the ideal noise control solution for interior environments with decorative natural wooden finishes. The Murano range of perforated, grooved and slotted timber ceiling and wall panels incorporate the latest perforation techniques to maximise sound absorption and reduce reverberation. Murano Acoustic Wood Panels are available in a standard range of veneers and laminate surfaces. Sontext can customise panels for large projects which are requiring special decorative patterns, surfaces, lacquers, or paint finishes.

The unique concealed joining system on Murano Acoustic Wood Panels allows a continuous, uninterrupted look to wall and ceiling linings. The MDF substrate on these highly engineered panels may also be perforated independently to allow sound to pass through and be dissipated.

Features & Benefits

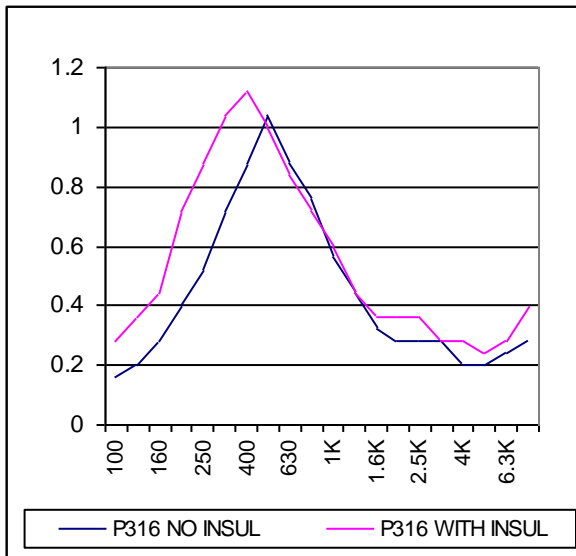
- A wide range of surface finishes, colours and hole patterns available for you to choose the best design for your project.
- Low maintenance and easy to clean wooden panels.
- Combine wooden finishes with decorative fabric acoustic panels to create a truly unique interior space.
- Engineered with high quality materials, making it long lasting acoustic noise control solution.
- Fire Hazard Properties. Complies as a Group 1 material. Ref. Specification C1.10a of the Australian Building Code (BCA).
- The excellent sound absorption and reverberation control makes them ideal for schools, lecture theatres, auditoriums, and most public spaces.
- Murano acoustic panels are highly durable, high performing panels making them ideal for high impact areas and thoroughfares.
- Manufactured with black Soundtex acoustic felt backing which stops dust falling through the panel holes and contributes to the acoustic performance.
- The interlocking “invisible” panel edge treatment enables you to create a continuous line with the linear grooved pattern.
- Concealed fixing system.
- Supply and installation services available by Sontext.
- Panels can be manufactured to custom requirements (subject to order size).

Murano Acoustic Wood Panels integrates custom design with the latest acoustics technology to create the perfect noise reduction solution. State of the art CNC machinery produces the large variety of grooves, slots, holes and patterns that are distinctively Murano. The core material is composed of MDF—fire retardant, low formaldehyde (E1 grade) and FSC Certified if required to meet industry standards. The Murano acoustic wood panels are manufactured with the distinctive “non see through” black SoundTex acoustic felt attached to the back.

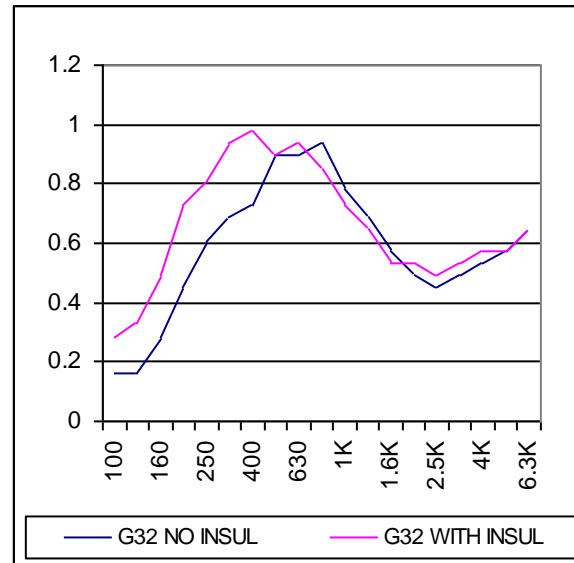


Acoustic Performance

Perforated Panel: 3mm Holes at 16mm centres.



Grooved Panel: 3mm Grooves at 32mm centres



These graphs compare typical sound absorption profiles for perforated and/or grooved Murano Timber Panels. For maximum sound absorption it is recommended that 50mm thick, 48 kg/m3 density fibrous insulation be installed behind the panels (see the effect on the graphs). Test Reports from Tongji University are available.

Information on other perforation patterns is available on request to Sontext.

Murano Acoustic Wood Panels Colour Range


Murano Natural Wood Veneer Panel Range




Sapelli 1002



Walnut 1012



Mahogany 1070



Cherry 1023



Zebrano 1098



Beech 1031



Oak 1053



Ash 1090



Maple 1081




Anigre 1099

Murano Decorative Laminate Panel Range



Dark Oak 2050




Dark Cherry 2026



Aged Walnut 2013



Walnut 2014



Cherry 2025



Light Oak 2053




White Oak 2052




Argent 2200

Murano Acoustic Wood Panels Pattern Range


Murano Acoustic Wood panels are available in perforated or grooved patterns.




P316 HOLES




P616 HOLES




P916 HOLES



PL316 HOLES OFFSET




PL616 HOLES OFFSET



PL916 HOLES OFFSET



G8 GROOVES



G16 GROOVES



G32 GROOVES



S56 SLOTS



SL56 SLOTS OFFSET



SL100 SLOTS OFFSET

Murano Acoustic Wood Panels Pattern Range

Murano Acoustic Wood panels are available in perforated or grooved patterns.




G48 GROOVES




G64 GROOVES




S100 SLOTS



Q16 SQUARES




Q32 SQUARES



Q48 SQUARES



Q62 SQUARES



D64 DIAMOND



D48 DIAMOND

For further technical information go to the Murano website at www.muranoacoustics.com.au or email sales@sontext.com.au

Demountable Fixing System

Murano grooved acoustic panels have an MDF core, laminated, veneered or finished to suit. They are supplied as tongue and grooved “planks” in widths of 197, 293 and 581mm and up to 2400mm in length. The installation system described here allows for a fastener-free, demountable and re-usable wall finish, with virtually undetectable horizontal joints.

General Instructions

The fixing rails need to be securely screw fastened to the structure. Insulation may be inserted between the rails to increase the acoustic performance if required. To increase the thickness of the cavity, timber battens of appropriate thickness will need to be installed first. For Murano panels installed horizontally, start from the lowest panel and work upwards.

Components

Murano Fixing Rails

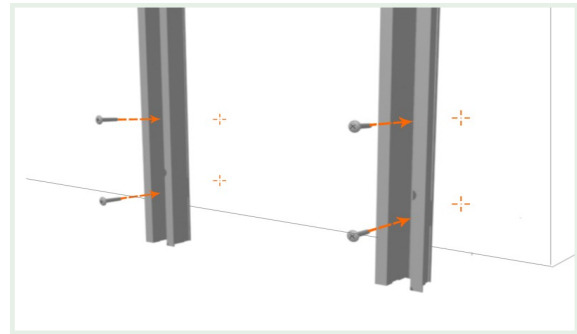
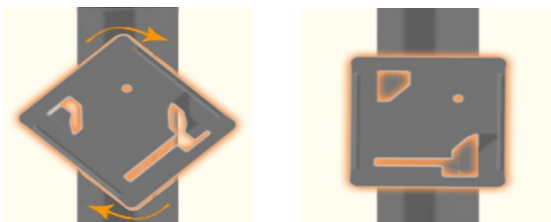
Aluminium Extrusion and self-tapping screws.

Murano Fixing Clips


For fixing all subsequent panels (see below).

Securing Fixing Clips

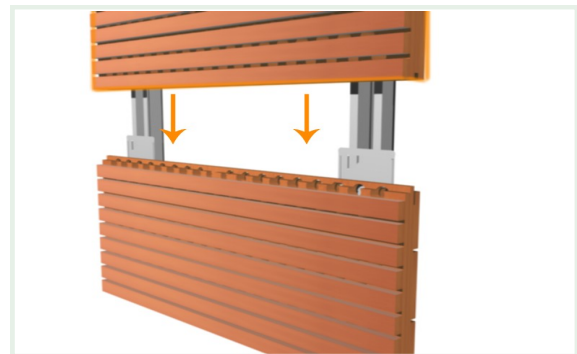
The clip lugs are pushed into the u-shaped fixing rails and rotated as shown below, until they “click” into position. They can then be slid down the rail to retain and hold the panel as shown in diagrams 2 and 3 opposite.



1. Install Fixing Rail to surface at 600mm centres



2. Position and fix the first panel




3. Install subsequent tongue & grooved panels and secure with Fixing Clips as shown at left.



Split Batten Fixing System

Murano Timber Panels are available in a range of perforated and slotted patterns. These can be utilised as a stylish sound absorbing wall treatment (insulation infill is required refer Figure 2), or simply as a decorative cladding. In both cases, the use of Murano aluminium split battens allows for an easily demountable wall cladding system.

To maximise acoustic performance: Install to existing walls by first fixing timber battens (of the required thickness), spaced at 600mm centres, over the area to be clad. The split battens are then fixed in place to create an air space between the panels and the wall as shown in Fig. 1. Fibrous insulation is then fitted between the battens as an acoustic absorber, prior to installing the panels. Refer to Murano product brochure or website for information on sound absorption with and without insulation.



Murano Aluminium Split Batten

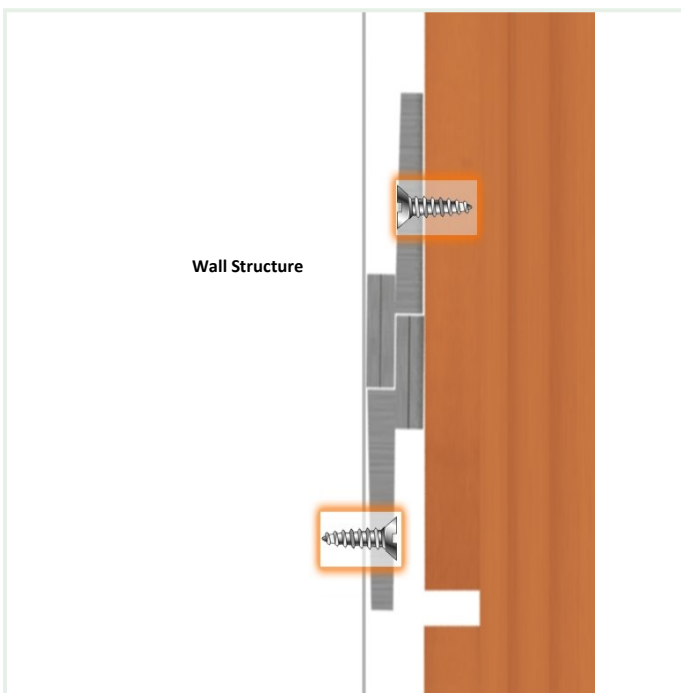


Figure 1. Decorative Wall System

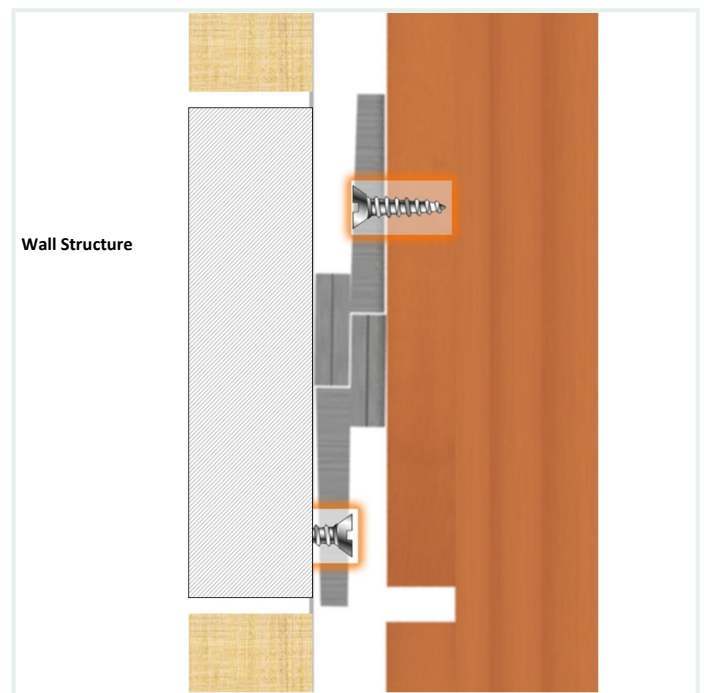



Figure 2 Acoustic Wall System (with insulation)



Sontext has installed Murano Acoustic Wood Panels in schools, gymnasiums, boardrooms, hospitals and commercial spaces throughout Australia and the Middle East.



Contact Information

For more information on our range of Acoustic Wood Panels visit our website www.muranoacoustics.com.au or contact your authorised Sontext representative.

Head Office Australia / Vic State Office

Unit 2, 16 Poa Court,
Craigieburn, VIC Australia 3064
T: +61 (0)3 9432 2733
E: sales@sontext.com.au

NSW State Office

Level 13 Suite 1A 465 Victoria Avenue
Chatswood, NSW 2067
T: +61 (0)2 9844 5414

Acoustic & Textural Creativity