



Serenity ART Panels is leading the way in bringing together unique and customised interior designs with internal noise control solutions. These customised ceiling and wall panels are made to order. You can choose from stunning graphic designs or tailor the panels with your branding the sky is the limit. Create a truly exclusive and inviting space with Serenity ART Acoustic Wall and Ceiling Panels.

These sound absorption systems are designed to provide extensive design flexibility while at the same time significantly improving the sound quality of internal spaces by controlling reverberation. The panels are designed with a high impact resistant membrane under the fabric face for use in areas of high traffic where both durability and reverberation control are prime requirements.

Features & Benefits

- Attractive and unlimited background fabric patterns, colours and textures.
- Simple installation to any internal wall or ceiling surface.
- Available in custom sizes or up to 3m high by 1.2 m wide.
- These premium panels are fitted with L32 impact resistant membrane and MDF backing making them highly durable and suitable for high traffic areas.
- Manufactured in a range of sizes thicknesses to suit all interior applications. Can be custom made to size.
- Serenity Panels have been developed and fully tested in registered Acoustic Laboratories.
- Panels are available with a tackable (pinnable) surface making them ideal noise control solution in conference rooms, meeting rooms and other working areas where both display boards and speech privacy are key requirements.

Serenity ART Panels

Custom printed acoustic panels

Serenity ART Panels are the ultimate acoustic panel, where exciting interiors and sound quality come together. At the core of Serenity ART Panels is the same sound absorbing structure as conventional fabric- wrapped Serenity Acoustic Panels from Sontext.



Acoustic Performance

Sound Absorption Coefficients Reverberation room method (Hz)							
Thickness	125	250	500	1000	2000	4000	N.R.C.
25mm	0.15	0.55	1.00	0.95	0.95	0.95	0.85
50mm	0.26	0.71	1.03	1.11	1.09	1.03	1.00
75mm	0.50	1.05	1.05	1.00	1.05	1.00	1.05

Serenity Acoustic Ceiling and Wall Panels have been tested in N.A.T.A. registered laboratories at RMIT University using a full reverberation chamber test and have achieved Noise Reduction Coefficients (N.R.C.) as shown in the above table. The panels are tested with no air gap between the panel and substrate.

A NRC of 0.85 means that up to 85% of the sound that reaches the panel is absorbed. Increases in low frequency absorption can be achieved by adding an air gap behind the panel or by increasing the panel thickness.

Panel area and thickness will affect acoustic performance. It is strongly recommended that an Acoustic Engineer is consulted before specifying the requirements for a project.

Standard Panel Dimensions

Thickness (mm)	25, 50, 75 and 100
Panel sizes (mm)	1200Hx 600W, 1200Hx1200X, 2400Hx1200W Other sizes available on request Made to order shapes and sizes available

Ceiling panels

Serenity Fabric Ceiling Panels can be easily installed using conventional suspended ceiling systems such as a two way exposed T-grid System.

The panels can also be fixed using clips and track in a similar way to plasterboard, or even hung as described below.

Figure 1 shows Serenity Panels fixed directly to the ceiling using 'Rondo' metal furring channel and Direct Fix Clip #237.

When mounted with an airspace behind the panel, Serenity can be manufactured with a perforated backing to further enhance acoustic performance.

Figure 2 shows Serenity Panels suspended from chain to create a design feature. This gives the opportunity to either backlight the panels, or even incorporate lighting into the panels themselves—at the same time providing excellent noise reduction and improved sound quality in the space below.

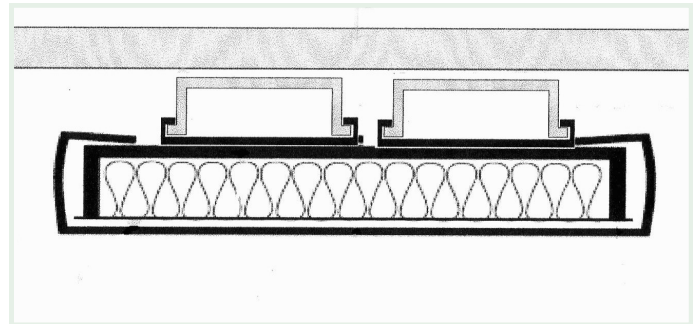


Figure 1

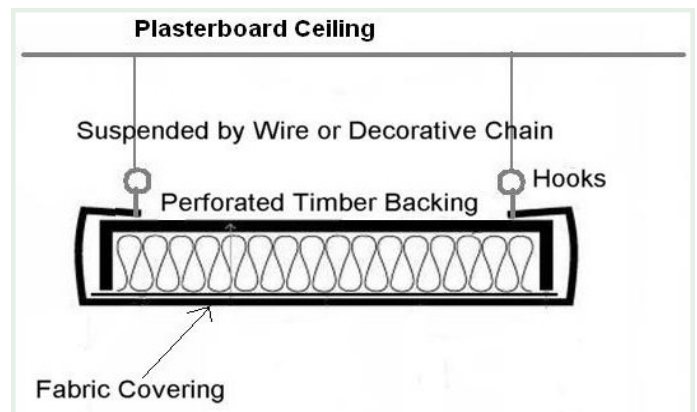
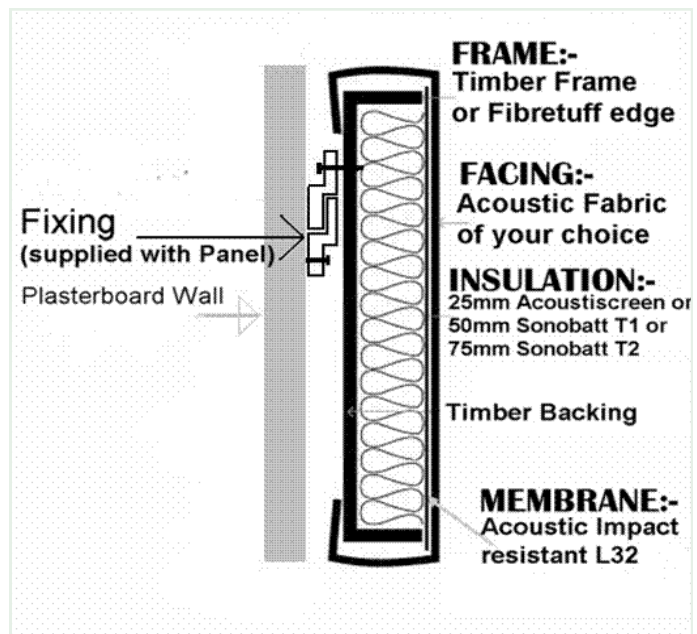


Figure 2

Wall panels

Serenity Fabric Wall Panels utilise a metal "split batten" fixing system. One half of the system is factory applied to the back of the panel. The wall bracket section is supplied with the panels, and can be simply fixed to most wall surfaces with either screws or toggle bolts. Using this method installation time and costs can be reduced by 50% when compared to traditional methods. Alternative fixing methods are possible so you'll need to consult with your Sontext representative.

Serenity Panels can be installed by a carpenter or handyman, or by Sontext's own experienced installers if required.



For more information on how to install your Serenity ART Panels refer to Installation Guide.



For more information visit www.sontext.com.au or contact Sontext or an Authorised Distributor

Head Office Australia / Vic State Office
Unit 2, 16 Poa Court, Craigieburn,
VIC Australia 3064 T: +61 3 9432 2733
E: sales@sontext.com.au

NSW State Office
Level 13 Suite 1A 465 Victoria Avenue
Chatswood, NSW 2067
T: +61 2 9844 5414